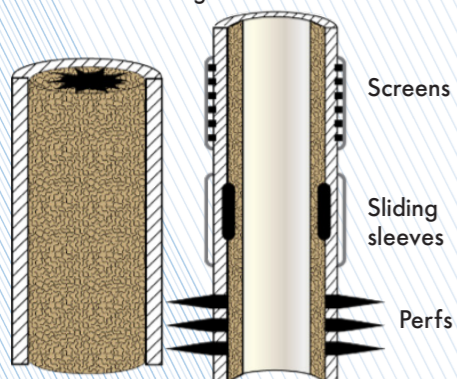


APPLICATION TYPE

TYPE 1

Layer debris on tubing wall.
Access requirement for wellbore/
completion targets.

**Partial blockage*

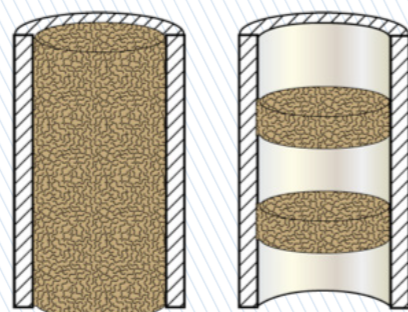


Vertical Debris Deposits,
partial blockage.

TYPE 2

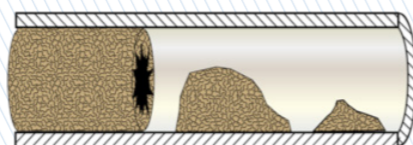
Fullbore.
Access requirement wellbore/
completion targets.

**Full blockage*



Vertical Debris Deposits.

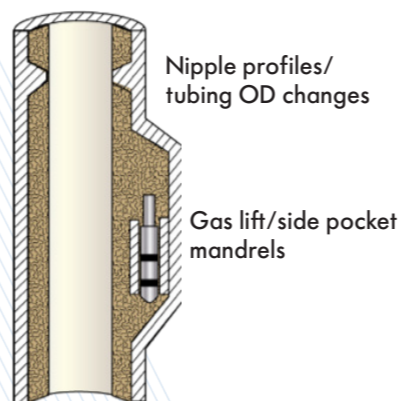
**Partial, low-side/bridges*



Horizontal Debris Deposits

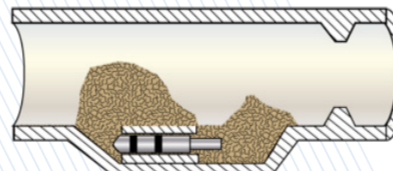
TYPE 3

Same as 1 & 2.
Access requirement to a wider bore
beneath a narrower restriction.



Vertical Debris Deposits.

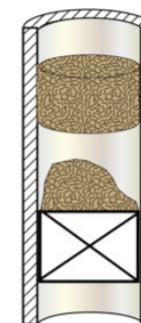
**Gas lift/side pocket mandrels*



Horizontal Debris Deposits

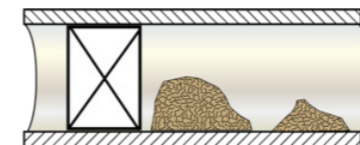
TYPE 4

Remove debris, clean inside fishneck for
plug retrieval.



Vertical Debris Deposits.

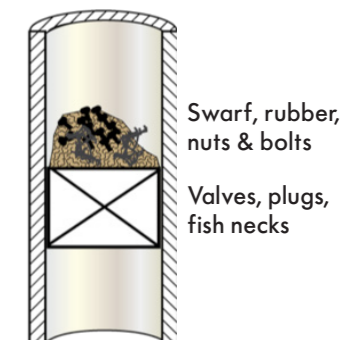
**Low-side, bridges*



Horizontal Debris Deposits

TYPE 5

Junk/on top of or in-debris.
Rubber/metal swarf/nuts/bolts.



Vertical Debris Deposits.